

Journey

مع تمنياتي بالنجاح والتفوق
مستتر وليد المصري
معلم خبير رياضيات
م : ٠١٢٢٩٤٧٦٩٤٨

in

Mathematics

1st Primary
First Term


مع تمنياتي بالنجاح والتفوق
مستتر وليد المصري
معلم خبير رياضيات
م : ٠١٢٢٩٤٧٦٩٤٨



Contents

| | |
|-------------------|-------|
| Chapter (1) | (10) |
| Chapter (2) | (47) |
| Chapter (3) | (75) |
| Chapter (4) | (97) |
| Chapter (5) | (120) |
| Chapter (6) | (152) |
| Chapter (7) | (174) |

مع تمنياتي بالنجاح والتفوق
مستتر وليد المصري
معلم خبير رياضيات
م : ٠١٢٢٩٤٧٦٩٤٨



مع تمنياتي بالنجاح والتفوق
مستر وليد المصري
معلمه خير رياضيات
م : ٠١٢٢٩٤٧٦٩٤٨

The Five frame

| | | | | |
|--|--|--|--|--|
| | | | | |
|--|--|--|--|--|

This is called five frame



Draw (1) dot in the five frame.

| | | | | |
|---|--|--|--|--|
| ● | | | | |
|---|--|--|--|--|

The Ten frame

| | | | | |
|--|--|--|--|--|
| | | | | |
| | | | | |



Draw (7) dots in the five frame.

| | | | | |
|---|---|---|---|---|
| ● | ● | ● | ● | ● |
| ● | ● | | | |

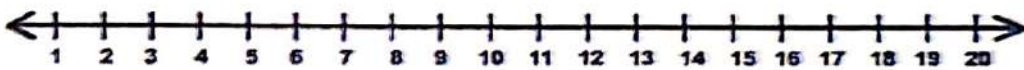
مع تمنياتي بالنجاح والتفوق
مستر وليد المصري
معلمه خير رياضيات
م : ٠١٢٢٩٤٧٦٩٤٨

مع تمنياتي بالنجاح والتفوق
مستر وليد المصري
معلم خبير رياضيات
م : ٠١٢٢٩٤٧٦٩٤٨

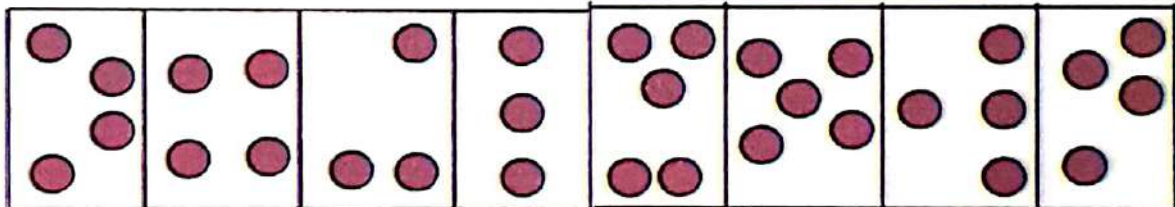
The number chart to 100

| | | | | | | | | | |
|----|----|----|----|----|----|----|----|----|-----|
| 1 | 2 | 3 | 4 | 5 | 6 | 7 | 8 | 9 | 10 |
| 11 | 12 | 13 | 14 | 15 | 16 | 17 | 18 | 19 | 20 |
| 21 | 22 | 23 | 24 | 25 | 26 | 27 | 28 | 29 | 30 |
| 31 | 32 | 33 | 34 | 35 | 36 | 37 | 38 | 39 | 40 |
| 41 | 42 | 43 | 44 | 45 | 46 | 47 | 48 | 49 | 50 |
| 51 | 52 | 53 | 54 | 55 | 56 | 57 | 58 | 59 | 60 |
| 61 | 62 | 63 | 64 | 65 | 66 | 67 | 68 | 69 | 70 |
| 71 | 72 | 73 | 74 | 75 | 76 | 77 | 78 | 79 | 80 |
| 81 | 82 | 83 | 84 | 85 | 86 | 87 | 88 | 89 | 90 |
| 91 | 92 | 93 | 94 | 95 | 96 | 97 | 98 | 99 | 100 |

The number line



The dot cards



مع تمنياتي بالنجاح والتفوق
مستر وليد المصري
معلم خبير رياضيات
م : ٠١٢٢٩٤٧٦٩٤٨

Chapter (1)

Lessons (1,2)

Students will

- identify the month, day and date.
- count how many day they have been in school.
- count 3 objects.
- compare 3 objects by (size), (shape) and (color).

Key vocabulary


calendar month

day five frame

compare

same

different



مع تمنياتي بالنجاح والتفوق
مستر وليد المصري
معلم خبير رياضيات
م : ٠١٢٢٩٤٧٦٩٤٨

The Calendar

| SUN | MON | TUE | WED | THU | FRI | SAT |
|-----|-----|-----|-----|-----|-----|-----|
| 1 | 2 | 3 | 4 | 5 | 6 | 7 |
| 8 | 9 | 10 | 11 | 12 | 13 | 14 |
| 15 | 16 | 17 | 18 | 19 | 20 | 21 |
| 22 | 23 | 24 | 25 | 26 | 27 | 28 |
| 29 | 30 | | | | | |

Circle on the calendar this date.

Today is: Monday

28 / 9 / 2020
↓ ↓ ↓
day month year

| SUN | MON | TUE | WED | THU | FRI | SAT |
|-----|-----|-----|-----|-----|-----|-----|
| 1 | 2 | 3 | 4 | 5 | 6 | 7 |
| 8 | 9 | 10 | 11 | 12 | 13 | 14 |
| 15 | 16 | 17 | 18 | 19 | 20 | 21 |
| 22 | 23 | 24 | 25 | 26 | 27 | 28 |
| 29 | 30 | | | | | |

Complete the date.

Today is:

..... / / 2020
↓ ↓ ↓
day month year

one



مع تمنياتي بالنجاح والتفوق
مستر وليد المصري
معلم خبير رياضيات
م : ٠١٢٢٩٤٧٦٩٤٨



| | | | | |
|---|--|--|--|--|
| • | | | | |
|---|--|--|--|--|



Color.






10

Maths-Grade 1

Help your child identify number (1) and know how to write it and its numerical value
Help your child color the number (1) and the Picture.

Circle 1 picture from each group.



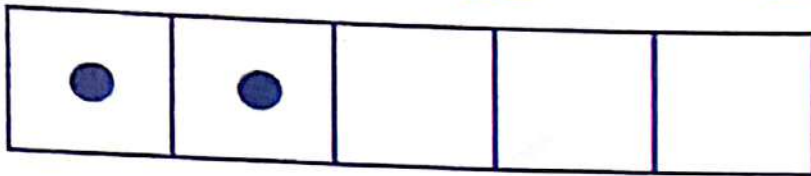
Draw (1) dot in the five frame.

| | | | | |
|---|--|--|--|--|
| ● | | | | |
|---|--|--|--|--|

- Help your child circle 1 picture from each group.
- Help your child identify the five frame and how to draw dots in it. **11**

مع تمنياتنا بالتفوق
مستتر وليد المصري
أهـ معلمه خير ربان
م : ٠١٢٢٩٤٧٦٩٤٨

two







Color.





Circle each group of 2.



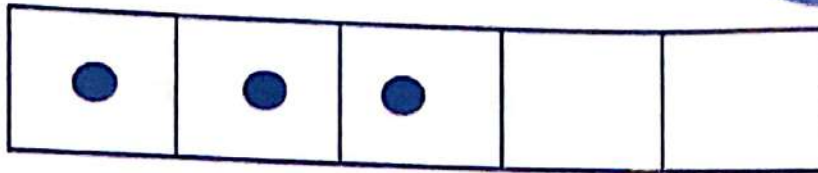

Draw 2 dots in the five frame.

| | | | | |
|--|--|--|--|--|
| | | | | |
|--|--|--|--|--|

Help your child count and choose the correct group that have 2 pictures.
Help your child draw (2) dots in the five frame.

مع تمنياتنا بالنجاح والتفوق
مستر وليد المصري
أ.م.م. معلم خبير رياضيات
م: ٠١٢٢٩٤٧٦٩٤٨

three



Color.



Help your child identify number (3) and know how to write it and its numerical value.





14

Maths-Grade 1

Help your child color number (3) and (3) ducks.



Circle each group of 3.



Draw 3 dots in the five frame.


| | | | | |
|--|--|--|--|--|
| | | | | |
|--|--|--|--|--|

Help your child count and choose the correct group that have 3 pictures.

Help your child draw (3) dots in the five frame.



Count and write the number in letters and digits form.




.....

.....



.....

.....



.....

.....







.....

.....



Sort objects by size.



Help your child compare and sort the objects that have a big size.

مع تمنياتي بالنجاح والتفوق
 مستر وليد المصري
 معلم خبير رياضيات
 م : ٠١٢٢٩٤٧٦٩٤٨

Join according to the number.

3

| | | | | |
|---|---|--|--|--|
| • | • | | | |
|---|---|--|--|--|

1

| | | | | |
|---|---|---|--|--|
| • | • | • | | |
|---|---|---|--|--|

2

| | | | | |
|---|--|--|--|--|
| • | | | | |
|---|--|--|--|--|

Match the number.




2

1



3

Help your child join the number with the frame.
 Help your child count and match with the correct number.



 Choose the correct answer.






1 2 3




2 1 3


2 3 1




1 2 3



1 2 3



3 1 2

3 2 1

2 3 1

 Help your child count the objects and choose the correct number.

Lessons (3,4)

Students will

- identify the month, day and date.
- count 4 objects.
- compare objects by (size) , (shape) and (color).

Key vocabulary

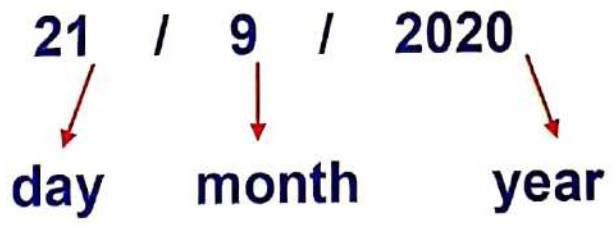
calendar month day
compare same different

The Calendar





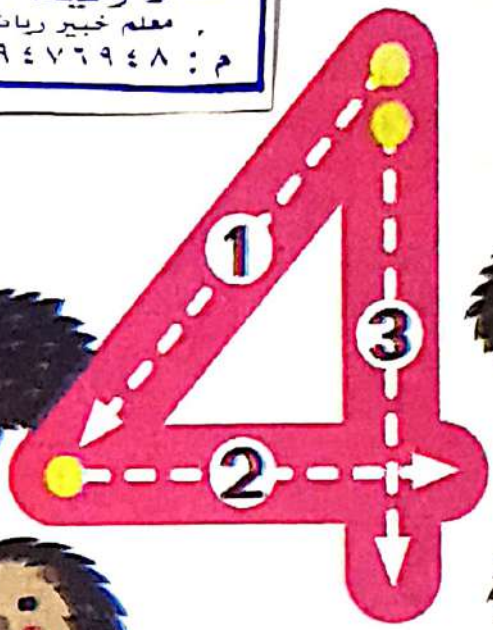
Circle the date:

The day is: Monday




مع تمنياتي بالشجاح والتفوق
مستر وليد المصري
معلم خبير رياضيات
م : ٠١٢٢٩٤٧٦٩٤٨

four



Color.





Help your child identify number (4) and know how to write it and its numerical value.

Help your child color number (4) and (4) ducks.



Color (4) of each objects.



Draw 4 dots in the five frame.

| | | | | |
|--|--|--|--|--|
| | | | | |
|--|--|--|--|--|

The number:



Help your child color (4) pictures from each part.



Help your child draw (4) dots in the five frame and write the number.

مع تمنياتي بالنجاح والتفوق
مستتر وليد المصري
لا اله الا الله محمد رسول الله
م: ١٢٢٩٤٧٦٩٤٨



Draw any 3 objects in the room.



Draw 4 objects in the room that are the same.

Help your child draw 3 objects in his room.

Help your child draw 4 objects in the room that are the same.



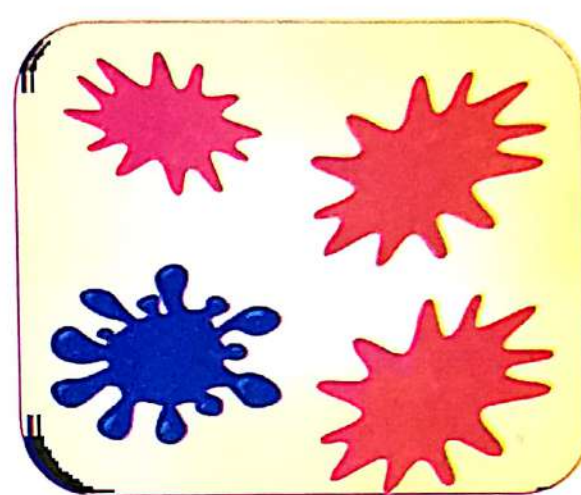



23

My Friend-First Term

مع تمنياتي بالنجاح والتفوق
مستتر وليد المصري
لا اله الا الله
م: ٠١٢٣٩٤٧٦٩٤٨



Sort objects by color.






Help your child compare and sort objects that have the same color.

مع تمنياتي بالنجاح والتفوق
مستر وليد المصري
معنه خير رياضيات
م : ٨٤٦٧٤٩٢٠١



Sort objects by shape.



Help your child compare and sort objects that have the same object.



Draw an animal that has 4 legs.



Draw 2 objects in the room that are the same

and 2 objects in the room that are different.



Help your child draw an animal that has 4 legs.



Help your child draw 2 objects that are the same.
Then draw 2 objects that are different.

Chapter (1)

Lessons (5,6)

Students will

- identify the month, day and date.
- count 5 objects.
- count up to 5 using a number line.
- compare quantities.

مع تمنياتي بالتفوق والتفوق
مستر وليد المصري
معلم خبير رياضيات
م : ٠١٢٢٩٤٧٦٩٤٨

Key vocabulary

Five frame Compare
More Less Number line

The Calendar

Complete the date:

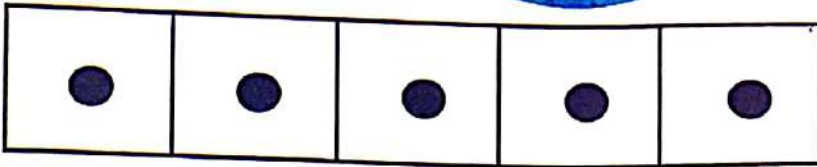
Today is:

..... / / 2020
↓ ↓ ↓
day month year

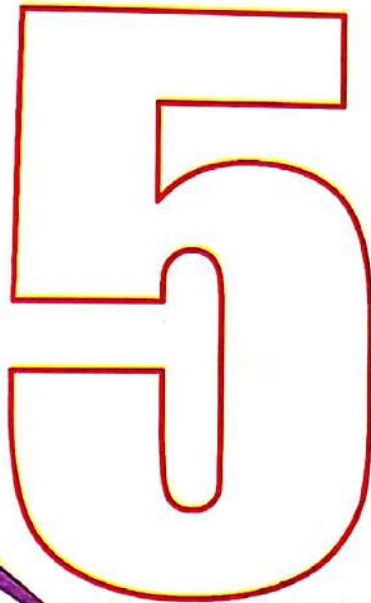


مع تمنياتي بالنجاح والتفوق
مستر وليد المصري
معلم خبير رياضيات
م : ٠١٢٢٩٤٧٦٩٤٨

five



Color.






- Help your child identify number (5) and know how to write it and its numerical value.
- Help your child color number (5) and the (5) dogs.

مع تمنياتي بالنجاح والتفوق
مستر وليد المصري
لازمه معنه خير رياضات
م : ٠١٢٢٩٤٧٦٩٤٨



Color (5) of each objects.



Draw 5 dots in the five frame.

| | | | | |
|--|--|--|--|--|
| | | | | |
|--|--|--|--|--|

The number:

Help your child color (5) pictures from each part.

Help your child draw (5) dots in the five frame and write the number. **29**

My Friend-First Term

مع تمنياتي بالنجاح والتفوق
مستر وليد المصري
معلم خبير رياضيات
م : ٠١٢٢٩٤٧٦٩٤٨



Trace your or your partner's hand and fingers.



Help your child draw his/her hand or partner's hand and fingers.

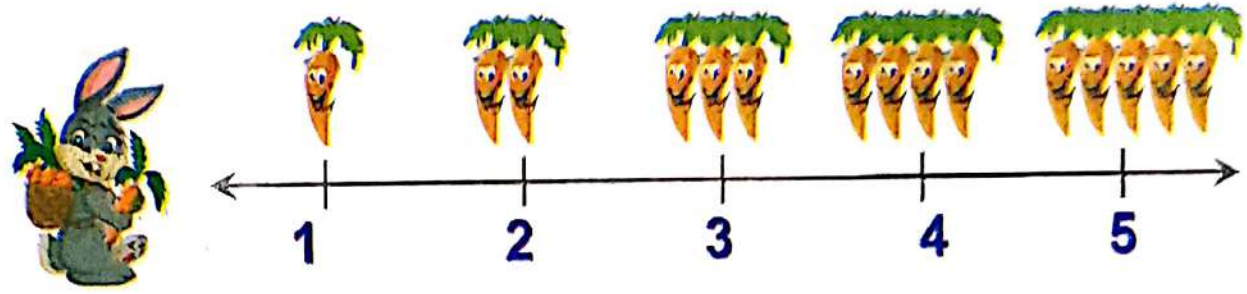
30

Maths-Grade 1

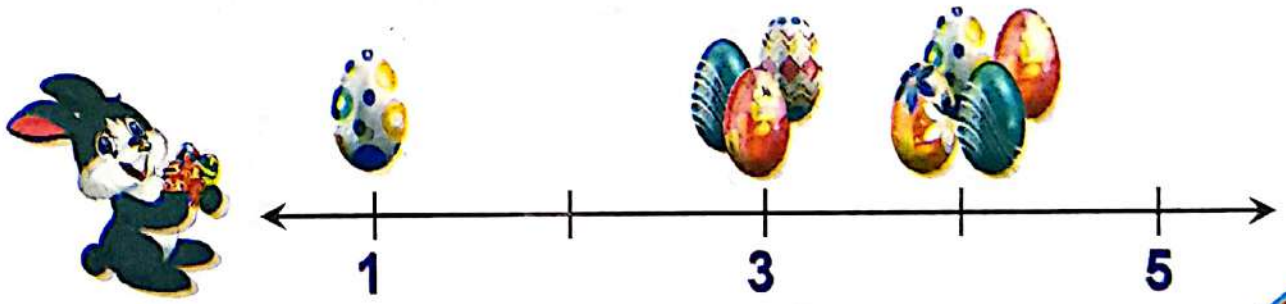
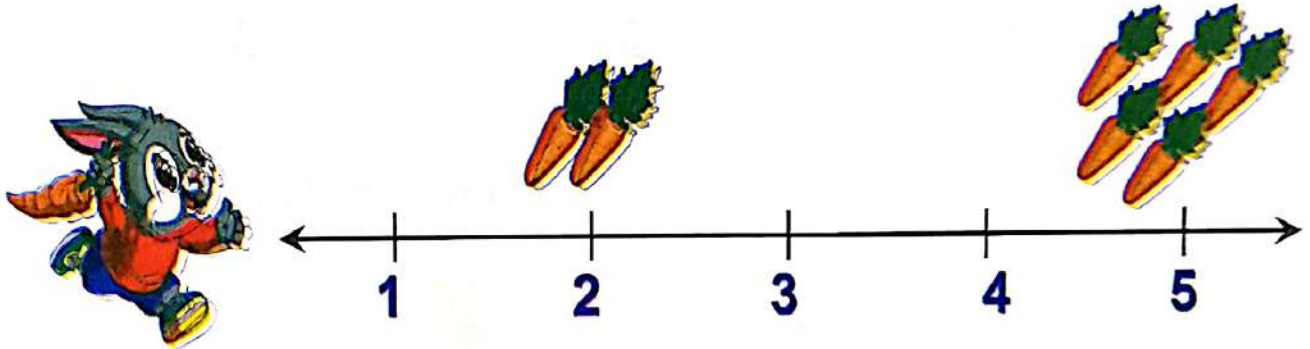
The number line

The number line is a line of numbers that go in order.

For example:



Draw and complete the missing on number line.



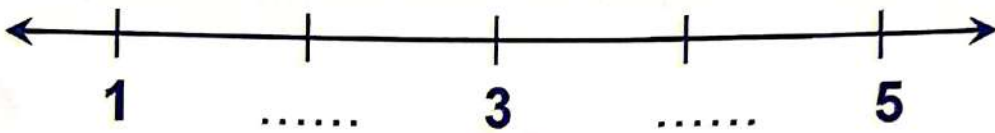
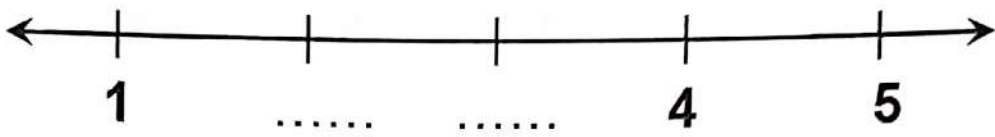
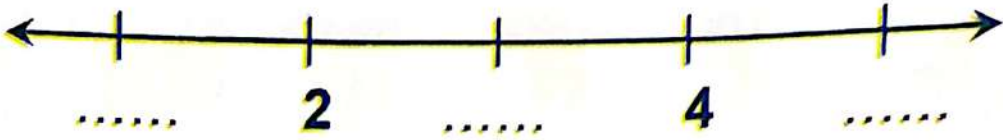
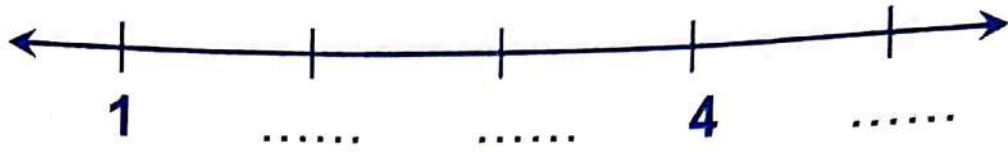
Help your child identify the number line.
Help your child complete the missing numbers or pictures on number line.

31

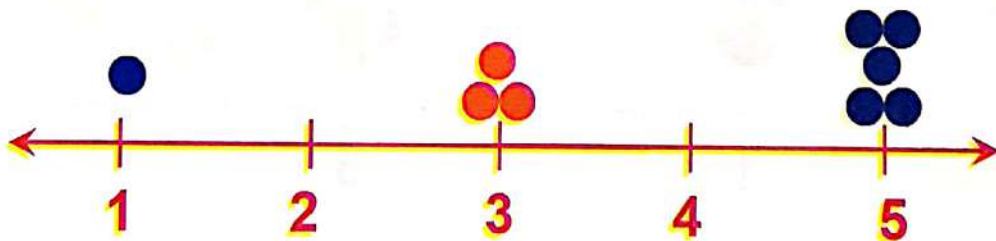
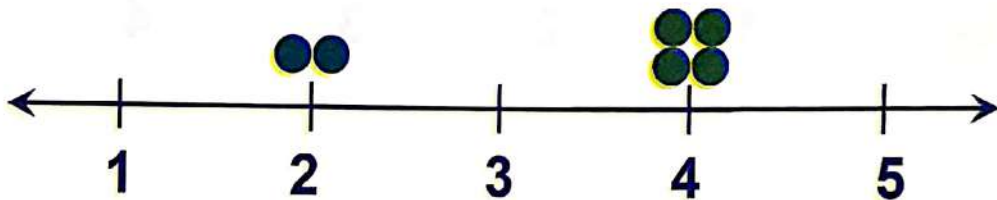
My Friend-First Term



Write the missing numbers on each number line.



Draw the missing dots on each number line.



Chapter (1)

مع تمنياتي بالنجاح والتفوق
مستر وليد المصري
معلم خبير رياضيات
م : ٠١٢٢٩٤٧٦٩٤٨

Lessons (7,8)

Students will

- identify the month, day and date.
- write numbers from 0 - 3 .
- arrange numbers 0 - 3 on a number line.

Key vocabulary

calendar month day
number line zero

The Calendar



Complete the date:

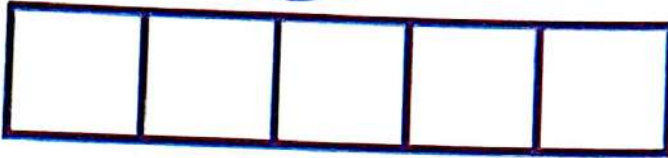
Today is:

..... / /



↓ ↓ ↓

day month year

Zero



Repeat to the end.



Help your child identify number (0) and know how to write it and its numerical value.

Help your child color number (0) and the picture.



Write the numbers (0) : (3).

0 0 0 _____
0 0 0 _____
0 0 0 _____

1 1 1 _____
1 1 1 _____
1 1 1 _____

2 2 2 _____
2 2 2 _____
2 2 2 _____

3 3 3 _____
3 3 3 _____
3 3 3 _____

Help your child write numbers from 0 to 3.

مع تمنياتي بالنجاح والتفوق
مستر وليد المصري
معلمه خبير رياضيات
م : ٠١٢٢٩٤٧٦٩٤٨



Write the number (0) three times.

Write the number (1) three times.

Draw a picture to show 1 of something.

Compare quantities

more than

less than




more than




more than



less than



less than



Help your child identify one of the comparison methods:
more than and less than.



Complete with (more than - less than).



.....



.....



.....



.....

Chapter (1)

مع تمنياتي بالنجاح والتفوق
مستر وليد المصري
معلم خبير رياضيات
م: ٠١٢٢٩٤٧٦٩٤٨

Lessons (9,10)

Students will

- identify the month, day and date.
- write the numbers 4 & 5.
- arrange numbers (0 - 5) on a number line.

Key vocabulary

calendar month day
zero number line math journal

The Calendar

Complete the date:




Today is:

----- / ----- / -----
↓ ↓ ↓
day month year

مع تمنياتي بالنجاح والتفوق
مستر وليد المصري
معلمه خير رياضيات
م : ٠١٢٢٩٤٧٦٩٤٨

Write the numbers (4) & (5).

4



4 4 4

4 4 4

4 4 4

5


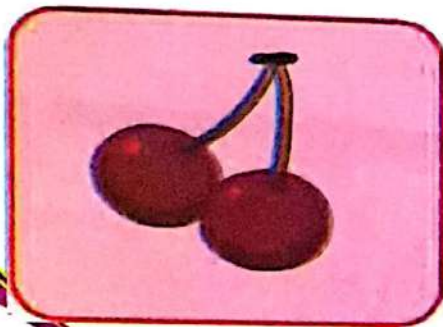




5 5 5

5 5 5

5 5 5


Count and write.



- Help your child write numbers 4 and 5.
- Help your child count and write the number.



Count and match.




1



2



3



4



5



Draw 2 objects and a circle around them.

- Help your child count and match with correct numbers.
- Help your child draw 2 objects and a circle around them.

مع تمنياتي بالنجاح والتفوق
مستر وليد المصري
معلم خبير رياضيات
م : ٠١٢٢٩٤٧٦٩٤٨



Draw 3 objects and a circle around them.



Draw 4 objects and a circle around them.




Draw 5 objects and a circle around them.



Write how many you see in the picture.



How many  are there?

How many  are there?

How many  are there?

How many  are there?

How many  are there?

Help your child count the animals and write the number.



مع تمنياتنا بالنجاح والتفوق
مستر وليد المصري
وهو معلم خبير رياضيات
م: ٠١٢٢٩٤٧٦٩٤٨



Test on Chapter (1)



Match.

3



two

1



four

5



three

2



five

4



one



Draw a number line.



Add numbers from 0 to 5 to the number line.

- Help your child match each number with its letter form.
- Help your child draw a number line then add numbers from 0 to 5 to the number line.


مع تمنياتي بالنجاح والتفوق
مستر وليد المصري
معلم خبير رياضيات
م : ٠١٢٢٩٤٧٦٩٤٨



Sort objects by color.



Sort objects by size.



Help your child compare and sort the objects that have the same color.

Help your child compare and sort the objects that have the same size.



Choose the correct answer.



(more than - less than)



(more than - less than)



(more than - less than)



(more than - less than)

Chapter (2)

Lessons (11,12)

Students will

- participate in calendar math activities.
- count to 6 and 7.
- write to 6 and 7.
- represent quantities using pictures.

Key vocabulary

calendar

month

day

six

seven



مع تمنياتي بالنجاح والتفوق
مستر وليد المصري
معلم خير رياضيات
م : ٠١٢٢٩٤٧٦٩٤٨

The Calendar

Circle on the
calendar this date:



Today is : Sunday

11 / 10 / 2020
↓ ↓ ↓
day month year

Complete the date:




Today is :

..... / /
↓ ↓ ↓
day month year

مع تمنياتي بالنجاح والتفوق
مستر وليد المصري
معلم خير رياضيات
م : ٠١٢٢٩٤٧٦٩٤٨

six



| | | | | |
|---|---|---|---|---|
| • | • | • | • | • |
| • | | | | |

Trace and write.



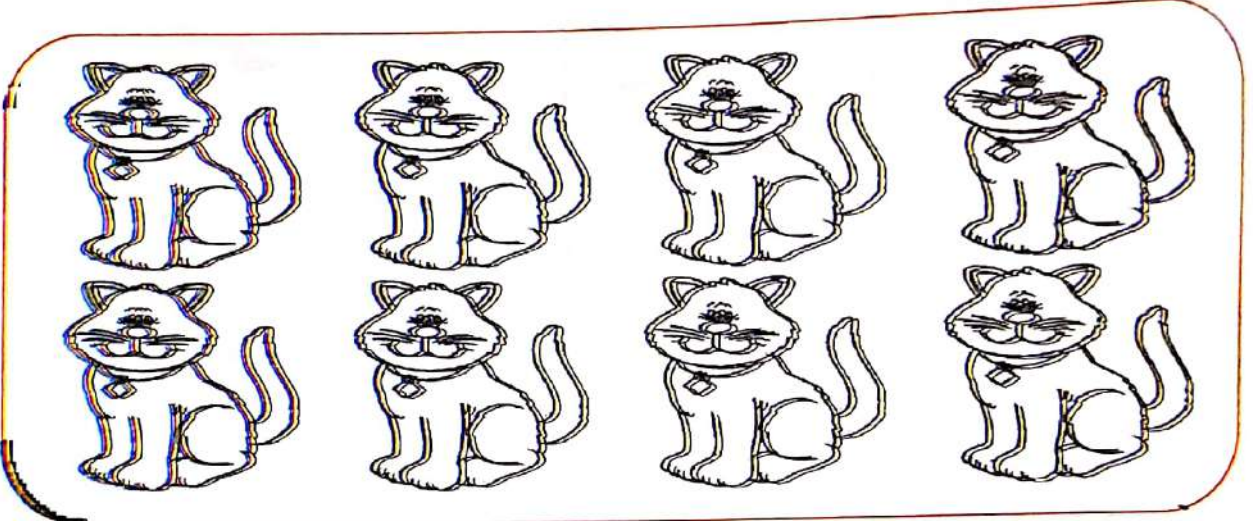

| | | | |
|---|---|---|-------|
| 6 | 6 | 6 | _____ |
| 6 | 6 | 6 | _____ |
| 6 | 6 | 6 | _____ |
| 6 | 6 | 6 | _____ |



- Help your child identify number (6) and know how to write it and its numerical value.
- Help your child trace and write number (6).



Color (6) animals of each group.



Draw 6 dots in the five frame.

| | | | | |
|--|--|--|--|--|
| | | | | |
| | | | | |

Help your child color 6 animals of each group.
Help your child draw 6 dots in the five frame and write it in letters and digits.

مع تمنياتي بالتفوق
مستر وليد المصري
معلم خير رياضيات
م: ٠١٢٢٩٤٧٦٩٤٨

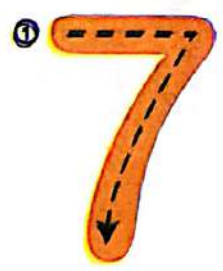
seven



| | | | | |
|---|---|---|---|---|
| • | • | • | • | • |
| • | • | | | |




Trace and write.



7 7 7 _____

7 7 7 _____



7 7 7 _____



7 7 7 _____

Help your child identify number (7) and know how to write it and its numerical value.

Help your child trace and write number (7).



Color (7) animals of each group.



Draw 7 dots in the five frame.

| | | | | |
|--|--|--|--|--|
| | | | | |
| | | | | |

Help your child color 7 animals of each group.

Help your child draw 7 dots in the five frame and write it in letters and digits.



Write the number in letters and digits.



.....



.....



.....



.....



.....



.....



Write the number 6 three times.



Draw 6 clouds under the number.

- Help your child count and write the numbers.
- Help your child write number 6 three times.
- Help your child draw 6 clouds.

Circle the correct number.




(7 - 4 - 2)



(5 - 3 - 7)



(2 - 6 - 0)



(1 - 7 - 4)





(1 - 2 - 3)



(1 - 0 - 3)

Match.



5

7

6

4

Chapter (2)

مع تمنياتي بالنجاح والتفوق
مستر وليد المصري
لا اله الا الله
م : ٠١٢٢٩٤٧٦٩٤٨

Lessons (13,14)

Students will

- identify month, day and date.
- count, read and write (8, 9).
- answer questions about date.

Key vocabulary

calendar

more

less

The Calendar



Complete the date:

Today is:

.....
↓
day

/

↓
month

/


↓
year













eight



| | | | | |
|---|---|---|---|---|
| • | • | • | • | • |
| • | • | • | | |

 **Trace and write.**




| | | | |
|---|---|---|-------|
|  |  |  | _____ |
|  |  |  | _____ |
|  |  |  | _____ |
|  |  |  | _____ |

Help your child identify number (8) and know how to write it and its numerical value.
 Help your child trace and write number (8).





Count and write the number.



.....

.....

.....



.....

.....

.....



Draw 8 dots in the five frame.

| | | | | |
|--|--|--|--|--|
| | | | | |
| | | | | |

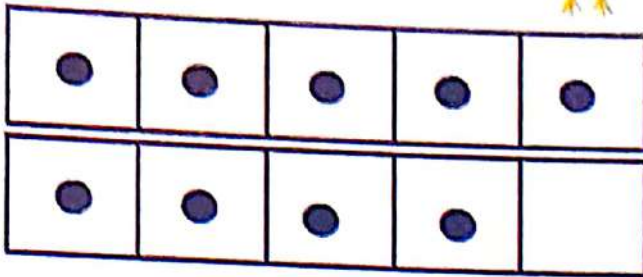
The number :

Help your child count and write the number in letters and digits.

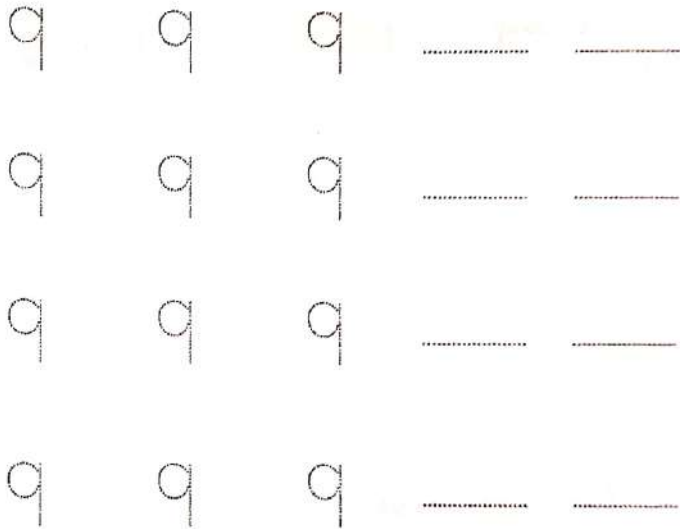
Help your child draw 8 dots in the five frame and write it letters and digits.

مع تمنياتي بالنجاح والتفوق
 مستر وليد المصري
 معلم خبير رياضيات
 م : ٠١٢٢٩٤٧٦٩٤٨

nine



Trace and write.





Count and write the number.



.....



.....



.....



.....



Draw 9 loaves of bread.

Help your child count
Help your child draw



Color according to the number.



Draw 9 dots in the five frame.

| | | | | |
|--|--|--|--|--|
| | | | | |
| | | | | |

مع تمنياتي بالنجاح والتفوق
مستر وليد المصري
معلم خبير رياضيات
م : ٠١٢٢٩٤٧٦٩٤٨



Complete in order.

1. 0 , , , , 4 , ,
2. 9 , , 7 , , , ,
3. 1 , , 3 , , 5 , ,
4. 0 , , 2 , , , 5 , ,



Draw 9 balloons.



Mention the date of today.

مع تمنياتي بالنجاح والتفوق
مستر وليد المصري
معلم خبير رياضيات
م : ٠١٢٢٩٤٧٦٩٤٨

- Help your child write the missing numbers.
- Help your child draw 9 balloons.
- Help your child mention the date of today.

Chapter (2)

مع تمنياتنا بالنجاح والتفوق
مستر وليد المصري
معه خير رياضيات
م : ٠١٢٢٩٤٧٦٩٤٨

Lessons (15,16)

Students will

- participate in calendar math activities.
- count to 10.
- represent the quantity to using pictures.

Key vocabulary

date calendar month day ten

The Calendar

Complete the date:

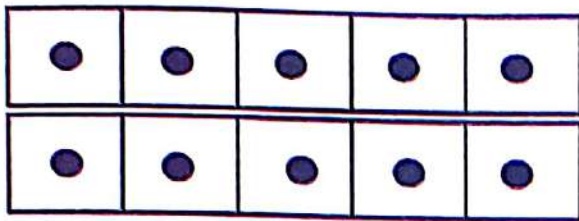


Today is:

..... / /
↓ ↓ ↓
day month year

مع تمنياتي بالنجاح والتفوق
 مستر وليد المصري
 معلم خبير رياضيات
 م : ٠١٢٢٩٤٧٦٩٤٨

ten



Trace and write.



10 10 10 _____

10 10 10 _____



10 10 10 _____





10 10 10 _____

Help your child identify number (10) and know how to write it and its numerical value.

Help your child trace and write number (10).



Color (10) of each group.




Draw 10 dots in the five frame.


| | | | | |
|--|--|--|--|--|
| | | | | |
| | | | | |



Count and write the number of dots.




.....




.....



.....



.....




.....



.....




.....




.....




Count and write the number of fish.




6




○




○



○



○



○



Help your child count the dots and the write numbers.
 Help your child count the fish and write the numbers.

مع تمنياتي بالنجاح والتفوق
مستر وليد المصري
معلم خبير رياضيات
م : ٠١٢٢٩٤٧٦٩٤٨



Write number 10 three times.



Trace both of your hands.

Write numbers 1 to 10 in order on each finger.

- Help your child write number 10 three times.
- Help your child trace both of his hands and write numbers from 1 to 10 on each finger.

Chapter (2)

Lessons (17,18)

Students will

- participate in calendar math activities.
- count to 10.
- represent quantities 0 - 10 using pictures.
- identify numbers that are (1 less) and (1 more) than a given number.

Key vocabulary

calendar month day
compare same different

The Calendar

Complete the date:




Today is:

..... / /
↓ ↓ ↓
day month year





Write how many you see in the picture.




How many  are there?

How many  are there?

How many  are there?

How many  are there?

How many  are there?

one more **1 more**

1 is **one more** **0**

4 is **one more** **3**

10 is **one more** **9**



Complete.

- 2** is one more
- 6** is one more
- 8** is one more
- 9** is one more
- 1** is one more
- 5** is one more

Help your child identify (1 more) and (one more).
 Help your child complete the sentences.

one less

1 less

0 is one less 1

3 is one less 4

9 is one less 10



Complete.

1. 8 is one less
2. 4 is one less
3. 6 is one less
4. 3 is one less
5. 1 is one less
6. 5 is one less



Choose the correct number.

1.  (9 - 3 - 5)

2. **4** is one more

3.  (2 - 6 - 0)

4. **9** is one less

5.  (7 - 10 - 2)



Draw 10 dots then 8 dots in the five frame.

| | | | | | | | |
|--|--|--|--|--|--|--|--|
| | | | | | | | |
| | | | | | | | |

Help your child circle the correct number.
 Help your child draw 10 dots in the five frame then draw 8 dots in the next frame.

مع تمنياتي بالنجاح والتفوق
مستر وليد المصري
معلمه خير رياضيات
م : ٠١٢٣٩٤٧٦٩٤٨



Test on Chapter (2)

Join each number to its name.

| | | |
|----|--|-------|
| 10 |  | six |
| 9 |  | ten |
| 6 |  | nine |
| 8 |  | eight |

Complete the numbers.



72
Maths-Grade 1

Help your child match stars with their correct number.
Help your child complete the missing numbers.



Draw flowers according to the number.

9

3

7

6


8

2


3 Help your child draw flowers according to the number.



Write the missing numbers from 1 to 8.



Count and write the number.



Chapter (3)

مع تمنياتي بالنجاح والتفوق
مستتر وليد المصري
معه خير راسيات
م : ١٤٢٩٤٧٦٩٤٨

Lessons (19,20)

Students will

- participate in calendar math activities.
- count, read and write (11, 12 and 13)
- use the terms (greater than), (less than) and (equal to).


Key vocabulary

compare

greater than

less than

equal to



مع تمنياتي بالنجاح والتفوق
 مستر وليد المصري
 معلم خبير رياضيات
 م : ٠١٢٢٩٤٧٦٩٤٨

The Calendar

| SUN | Mon | TUE | WED | THU | FRI | SAT |
|-----|-----|-----|-----|-----|-----|-----|
| | | 1 | 2 | 3 | 4 | 5 |
| 6 | 7 | 8 | 9 | 10 | 11 | 12 |
| 13 | 14 | 15 | 16 | 17 | 18 | 19 |
| 20 | 21 | 22 | 23 | 24 | 25 | 26 |
| 27 | 28 | 29 | 30 | 31 | | |

Complete:

Today is:

Yesterday is

Tomorrow is

The date: / /

| SUN | Mon | TUE | WED | THU | FRI | SAT |
|-----|-----|-----|-----|-----|-----|-----|
| | | 1 | 2 | 3 | 4 | 5 |
| 6 | 7 | 8 | 9 | 10 | 11 | 12 |
| 13 | 14 | 15 | 16 | 17 | 18 | 19 |
| 20 | 21 | 22 | 23 | 24 | 25 | 26 |
| 27 | 28 | 29 | 30 | 31 | | |


Complete the date:

Today is:



مع تمنياتي بالنجاح والتفوق
مستر وليد المصري
معلم خبير رياضيات
م : ٠١٢٢٩٤٧٦٩٤٨

eleven



| | | | | |
|---|---|---|---|---|
| • | • | • | • | • |
| • | • | • | • | • |
| • | | | | |



Trace and write.

| | | | | | | | |
|--|--|--|-------|-------|-------|-------|-------|
| | | | | | | | |
| | | | | | | | |
| | | | | | | | |
| | | | | | | | |


- Help your child identify number (11) and know how to write it and its numerical value.
- Help your child trace and write number (11).

مع تمنياتي بالنجاح والتفوق
 ماستر وليد المصري
 معلمه خير رياضيات
 م: ٠١٢٢٩٤٧٦٩٤٨

twelve





| | | | | |
|---|---|---|---|---|
| • | • | • | • | • |
| • | • | • | • | • |
| • | • | | | |

 Trace and write.

| | | | | | | | |
|----|----|----|-------|-------|-------|-------|-------|
| 12 | 12 | 12 | | | | | |
| 12 | 12 | 12 | | | | | |
| 12 | 12 | 12 | | | | | |
| 12 | 12 | 12 | | | | | |



Color 11 of cats with brown and 12 of dogs with blue.



Draw 11 dots in the five frame.







Draw 12 dots in the ten frame.

- 🐱 Help your child color 11 of cats and color 12 of dogs.
- 🐱 Help your child draw 11 dots in the five frame and write it.
- 🐱 Help your child draw 12 dots in the ten frame and write it.



Count and write the number.



Help your child count and write the number.

مع تمنياتي بالنجاح والتفوق
مستر وليد المصري
معلم خير رياضيات
م : ٠١٢٢٩٤٧٦٩٤٨



thirteen

| | | | | |
|---|---|---|---|---|
| • | • | • | • | • |
| • | • | • | • | • |
| • | • | • | | |



Trace and write.


| | | | | | | | |
|----|----|----|-------|-------|-------|-------|-------|
| 13 | 13 | 13 | | | | | |
| 13 | 13 | 13 | | | | | |
| 13 | 13 | 13 | | | | | |
| 13 | 13 | 13 | | | | | |

Help your child identify number (13) and know how to write it and its numerical value.


Help your child trace and write number (13).



Color (13) of stars.



Count and circle 13.



Draw 13 dots in the five frame.

- Help your child color 13 of stars.
- Help your child count and circle the group that has 13 dots.
- Help your child draw 13 dots in the five frame and write it.

مع تمنياتي بالنجاح والتفوق
مستر وليد المصري
لا. معلم خبير رياضيات
م: ٠١٢٢٩٤٧٦٩٤٨

Draw 11 balloons, write the number inside the last one.

Draw 1 more balloon then write the number 12 inside the last one.

Draw 1 more balloon then write the number 13 inside the last one.

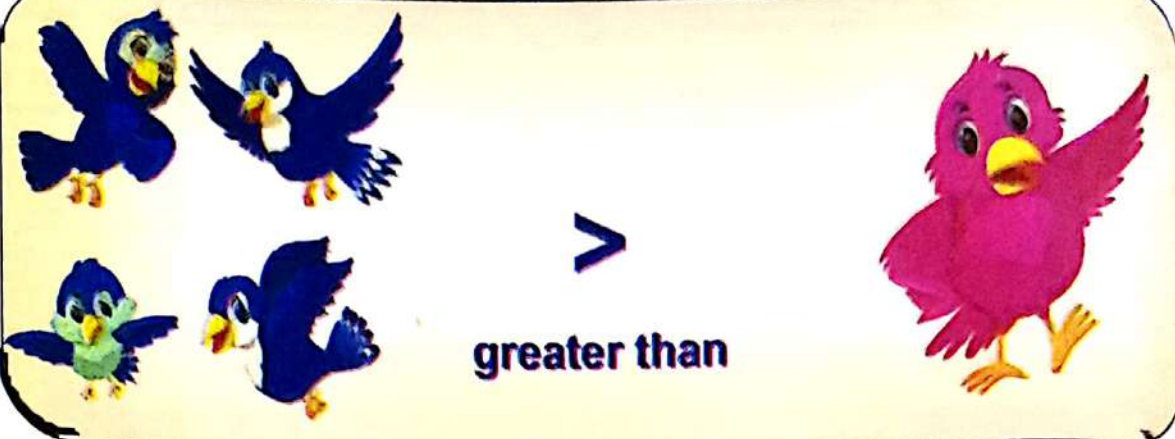
Help your child draw 11 balloons and write the number inside the last one.
Then draw one more then count and write the number inside the last one.
Then draw one more then count and write the number inside the last one.

83

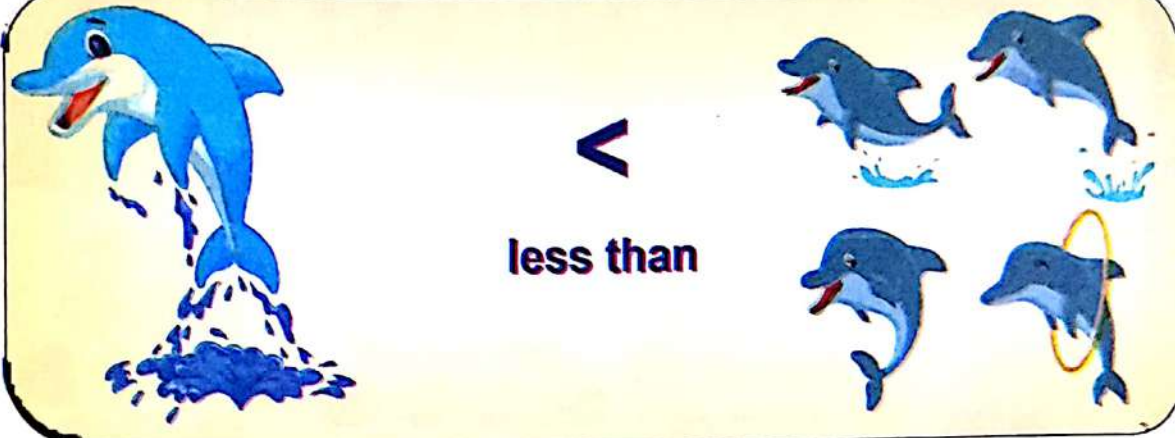
My Friend-First Term

مع تمنياتي بالنجاح والتفوق
مستر وليد المصري
معلم خبير رياضيات
م : ٠١٢٢٩٤٧٦٩٤٨

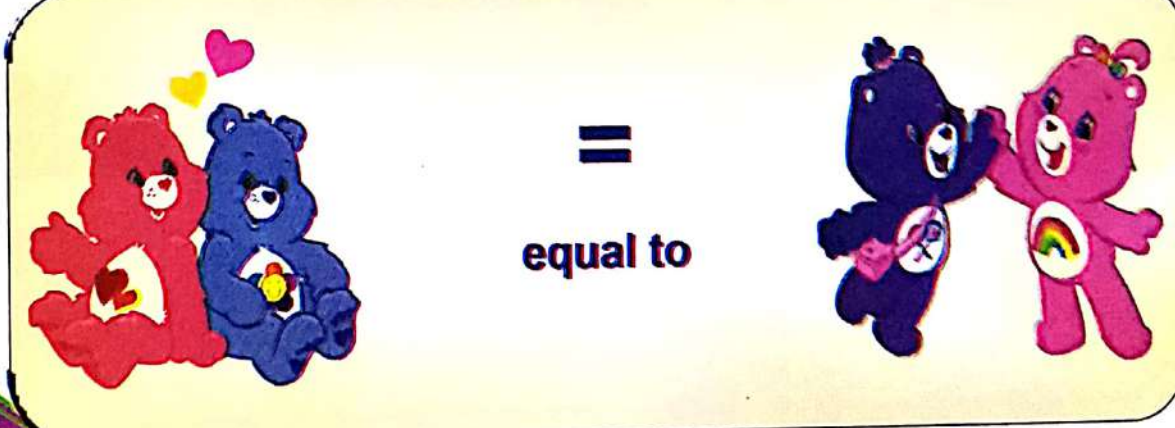
Greater than > Less than < Equal to =



greater than



less than

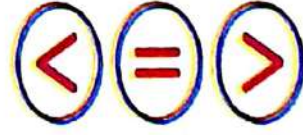


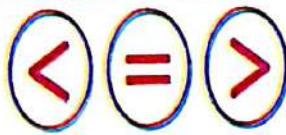

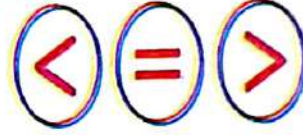


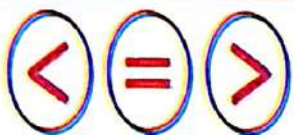


equal to

Help your child identify one of the comparison methods: more than, less than and equal to.



Choose the correct answer.




Help your child count the number of images in each part, compare them and write if the first number is more, less or equal to the second number

مع تمنياتي بالنجاح والتفوق
مستر وليد المصري
معلمه خبير رياضيات
م : ٠١٢٢٩٤٧٦٩٤٨

fourteen



14

| | | | | |
|---|---|---|---|---|
| • | • | • | • | • |
| • | • | • | • | • |
| • | • | • | • | |



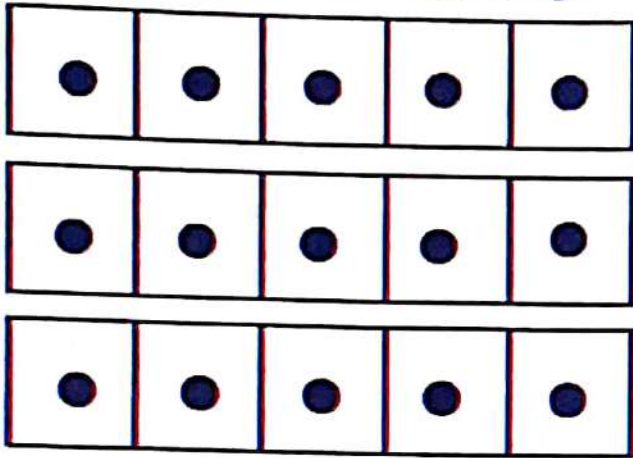
 Trace and write.

| | | | | | | | |
|----|----|----|-------|-------|-------|-------|-------|
| 14 | 14 | 14 | _____ | _____ | _____ | _____ | _____ |
| 14 | 14 | 14 | _____ | _____ | _____ | _____ | _____ |
| 14 | 14 | 14 | _____ | _____ | _____ | _____ | _____ |
| 14 | 14 | 14 | _____ | _____ | _____ | _____ | _____ |

-  Help your child identify number (14) and know how to write it and its numerical value.
-  Help your child trace and write number (14).

مع تمنياتي بالنجاح والتفوق
مستر وليد المصري
معلم خبير رياضيات
م : ٠١٢٢٩٤٧٦٩٤٨

fifteen



Trace and write.

15 15 15 _____
15 15 15 _____
15 15 15 _____
15 15 15 _____